

Name: _____



Calrossy Anglican School

Stage 4 Student Research Project 2018

Weighting: 30%

Topic: _____

Guidelines:

1. You are to plan, perform an investigation and complete this report scaffold. You may undertake background research to assist you in writing your discussion.
2. All information for your project is to be contained in this scaffold.
3. You should take note of the due dates for each section. If you will be absent for an extended period you need to apply for an extension early if needed.
4. Negotiate with your teacher if you need help during lunchtimes. Seek assistance promptly. Normal penalties apply for late submissions (10% penalty per day).
5. This booklet may be taken home but you must bring it to each Science lesson.

Outcomes Assessed:

- | | |
|---------|--|
| SC4-4WS | identifies questions and problems that can be tested or researched and makes predictions based on scientific knowledge |
| SC4-5WS | collaboratively and individually produces a plan to investigate questions and problems |
| SC4-6WS | follows a sequence of instructions to safely undertake a range of investigation types, collaboratively and individually |
| SC4-7WS | processes and analyses data from a first-hand investigation and secondary sources to identify trends, patterns and relationships, and draw conclusions |
| SC4-8WS | selects and uses appropriate strategies, understanding and skills to produce creative and plausible solutions to identified problems |
| SC4-9WS | presents science ideas, findings and information to a given audience using appropriate scientific language, text types and representations |

Name: _____

PROJECT TITLE: _____

AIM: _____

HYPOTHESIS: _____

INDEPENDENT VARIABLE: _____


DEPENDENT VARIABLE: _____

VARIABLES THAT NEED TO BE CONTROLLED: _____

MATERIALS AND EQUIPMENT: _____


Name: _____

DIAGRAM OF EXPERIMENTAL SET UP:



Name: _____

PHOTO DIARY (four photos)


A large, empty rectangular box with a black border, intended for a student to paste four photos into. The box occupies most of the page's vertical space.

Name: _____

RESULTS: (TABLE)

Name: _____

RESULTS (GRAPH):



Name: _____

Name: _____

DISCUSSION

DISCUSS TRENDS AND PATTERNS IN THE DATA (Examine your table and graph): _____

EXPLAIN THE RESULTS USING YOUR SCIENCE KNOWLEDGE (You may wish to do some research using text books or the internet to help you explain your results and compare your results with information from other sources): _____
