


Qkr! and how to use it

Phone App Version



Qkr! (pronounced "quicker") is a mobile payment app developed by Mastercard for Australian schools. It's purpose is to deliver convenience to parents, minimise cash handling and provide comprehensive reporting to administration staff.



If you are familiar with PayPal, it works in a similar fashion.

You register your information and link a credit or debit card to the app which enables you to make purchases. Any costs are deducted from your nominated card.

You can also use the app for "purchases" that do not require payment, such as permission notes for excursions or sporting events.

Qkr! with MasterPass

For quicker, hassle-free school payments, try Qkr! today

Introducing Qkr! (pronounced "quicker") by MasterCard, the secure and easy way to order and pay for school items from your phone at a time and place that suits you.

With Qkr you can:

- Pay for school fees, uniforms, excursions and more;
- See your receipts on the app and get them sent by email if required.

Getting started is easy - try it yourself today

Step 1 Download Qkr!
on your Android phone or iPhone. iPad users can download iPhone app

Step 2 Register
Select your Country of Residence as 'Australia' and follow the steps to register

Step 3 Find our school
Our school will appear in 'Nearby Locations' if you're within 10km's of the school, or search for our school by name.

Step 4 Register your children
When first accessing our school you will be prompted to add a student profile for your child. This allows you to make orders and payments for them.

Search for our school name

If you have made a purchase you can select our school from 'Previous Location'

If you're within 10 kms of the school, you can select our school from 'Nearby Locations'

Add your children's details in Student Profiles

Select 'Add student profile'

Add each child's details

Manage each child's details in Student Profiles

Purchase school items

Select a menu from our school

Select child you are ordering for

Select your items

Tap 'Checkout' then confirm and pay

Making payments

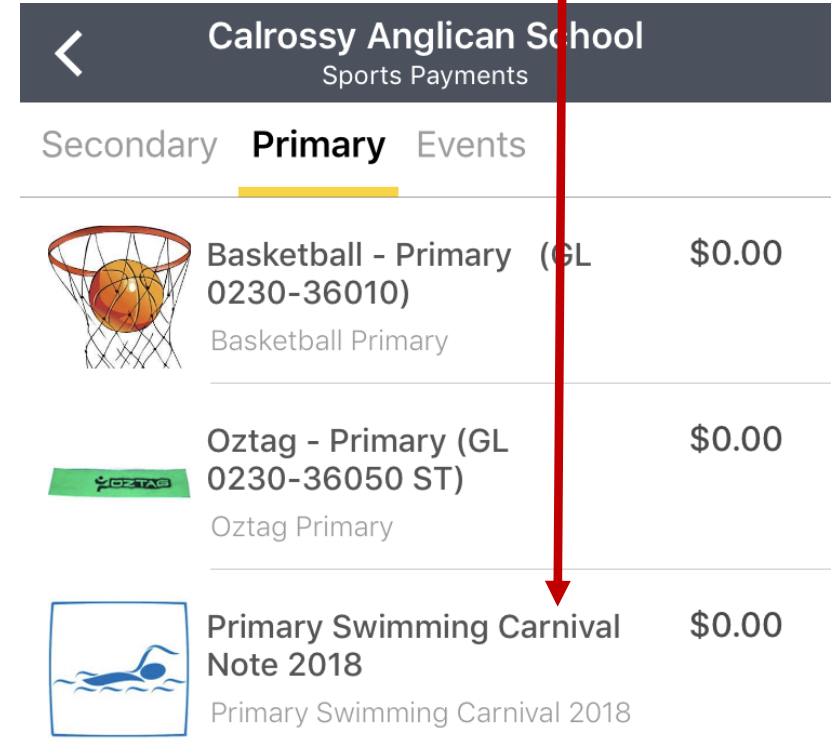
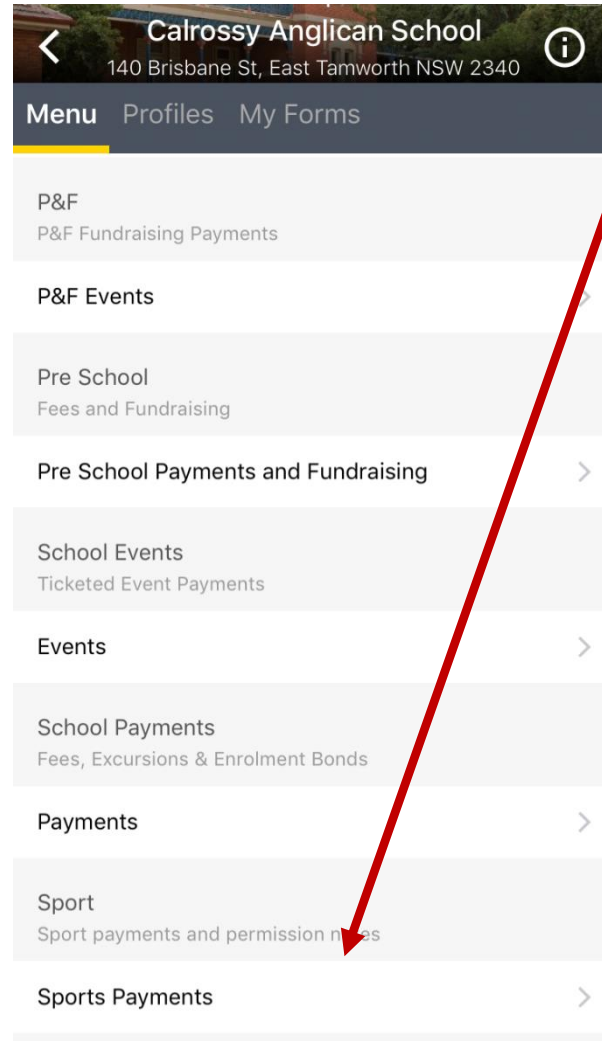
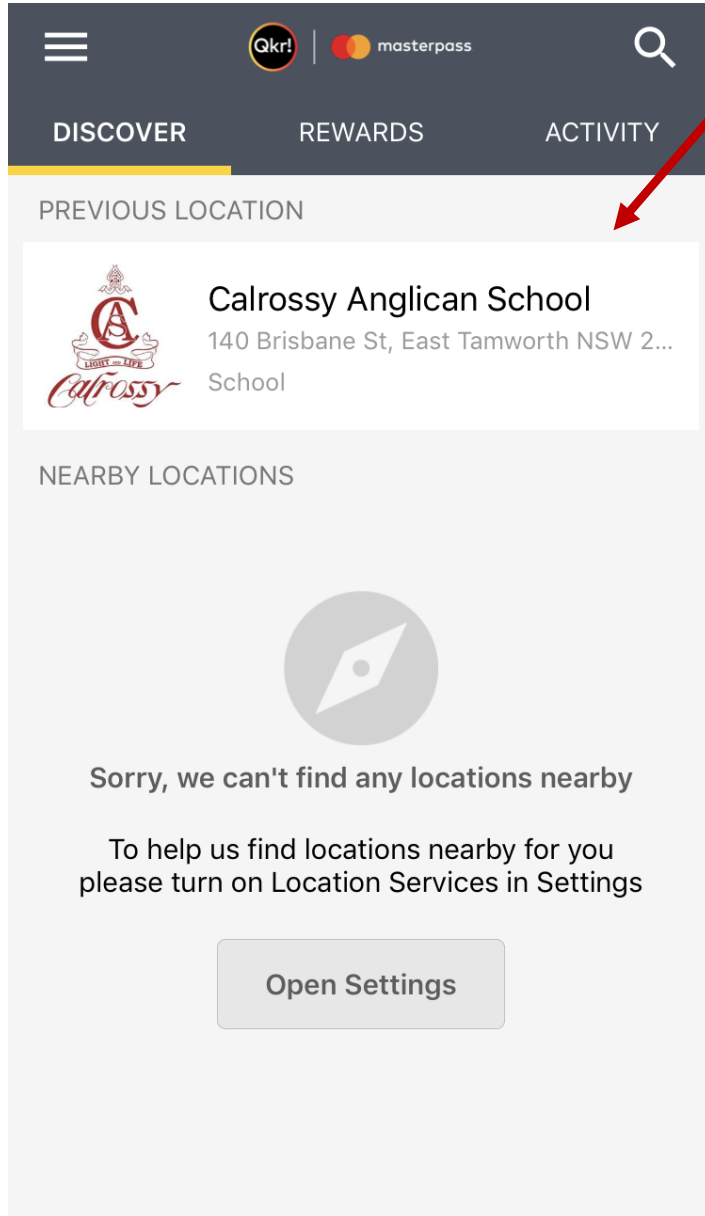
Add up to 5 cards to your wallet

At checkout select which card to pay with.

Pay with any cards accepted by the school.

Once your payment is approved you can continue to the home page, or view your receipt.

Once you have registered, the phone version takes you to this login screen. Select Calrossy and you can start your orders. As an example, let's choose a sport payment. Scroll down the menu options to Sport, then choose Primary Swimming Carnival Note.



Order Now
Calrossy Anglican School



Primary Swimming Carnival
Note 2018
Primary

Primary Swimming Carnival 2018

Checkout

PAY CALROSSY ANGLICAN SCHOOL \$0.00

ORDER SUMMARY



Primary Swimming Carnival... x 1 \$0.00



Form attached

Subtotal: \$0.00

Primary Swimming Carnival Note 2018

**Calrossy Anglican School Primary
Swimming Carnival 2018**

**Scully Park Pool – Friday 16th
February**

Dear Parents

The Calrossy Anglican School Primary 2018 Swimming Carnival is to be held on Friday 16th February at Scully Park Pool for Years 2 – 6 (This carnival is not compulsory for Year 2 students. If not attending the carnival there will be supervision at school). All students from Year 2 to Year 6 can participate in the carnival as either a non-swimmer in the novelty events, as a partially competent swimmer in the 25 m races OR if they are a competent swimmer in the 50m and/or 100m races.

Please note; The HRIS rule states that students who are turning 7 in Year 2 are ineligible to participate at the HRIS Carnival.

Children will be transported to and from the carnival by bus leaving at 9:00am and returning at 2:00pm

Skip

Sign Next

Add To Cart

Confirm & Pay
TOTAL \$0.00

The permission note contains information about the event, cost, date, times, travel arrangements, risk warnings etc.

The transaction won't be finalised until you have filled in all the required information.

This information is emailed directly to the coordinator of the event.

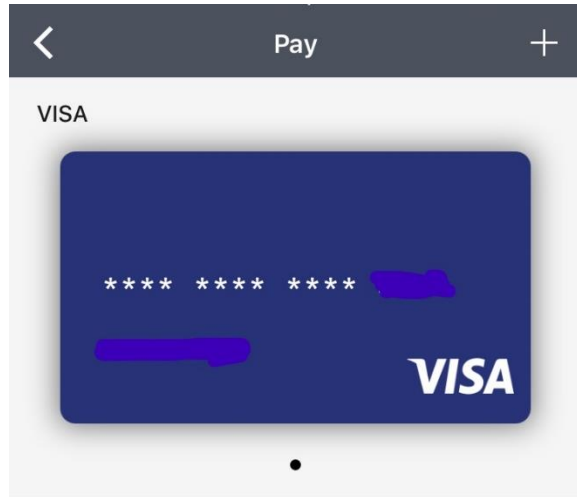
Sign your acceptance by turning your phone sideways and writing with your finger or stylus.



A handwritten signature in black ink, consisting of several loops and a long horizontal stroke at the end.

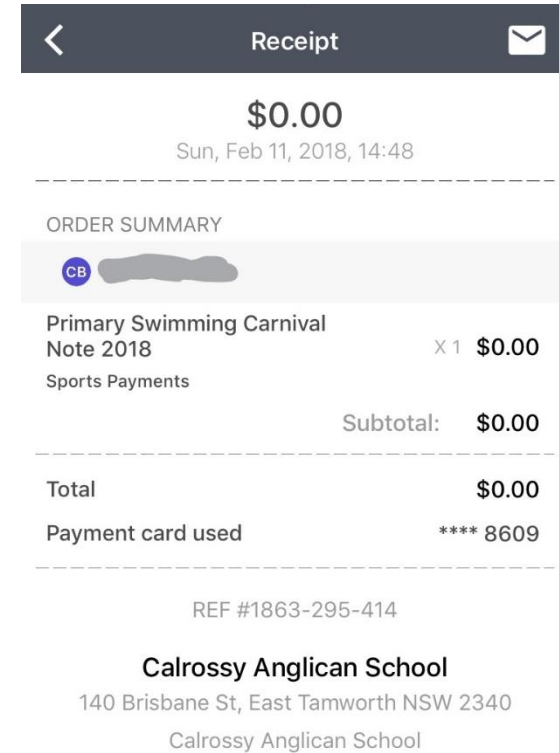
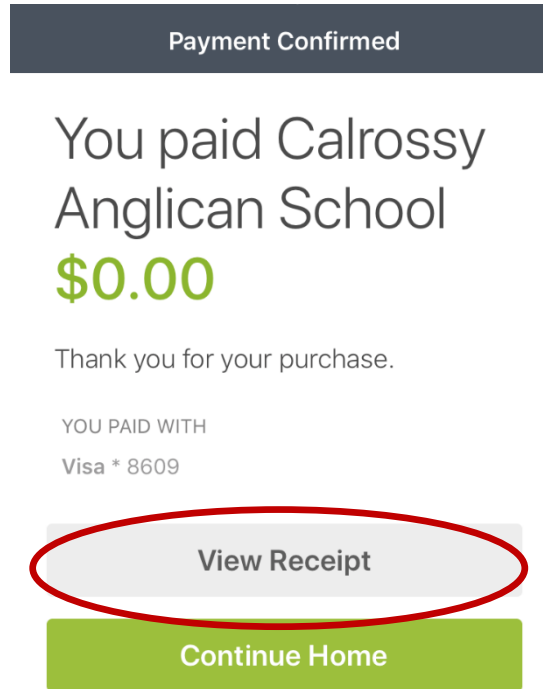
Tip: turn the phone sideways


To finalise the transaction you will need to submit the payment. All transactions will generate a receipt for your records.



Summary

Subtotal	\$0.00
Total	\$0.00





If you have any questions about Qkr! please contact the finance office and we will be happy to assist you.